



MANNAR THIRUMALAI NAICKER COLLEGE

(Autonomous)

Pasumalai, Madurai- 625004

STUDENT SATISFACTION SURVEY ANALYSIS REPORT

(2021-2022)



**MANNAR THIRUMALAI NAICKER COLLEGE (AUTONOMOUS),
PASUMALAI, MADURAI.**

STUDENT SATISFACTION SURVEY -2021-2022

CONTENT

- **Institutional performance questions**
- **Overall average score**
- **Overall average score - bar chart**
- **Questions wise student response**
- **Questions wise student response - Pie Chart**

1. **The syllabus prescribed for the course suits the objective of the study.**
a) Strongly Agree b) Agree c) Neutral d) Disagree
e) Strongly Disagree
2. **How much of the syllabus was covered in the class?**
a) 85% to 100% b) 70% to 84% c) 55 % to 69% d) 30% to 54%
e) Below 30%
3. **How well did the teachers prepare for the classes?**
a) Thoroughly b) Satisfactorily c) Dis-Satisfactorily d) indifferently
e) Won't teach at all
4. **How well were the teachers able to communicate?**
a) Always effective b) Sometimes effective c) Just satisfactorily
d) Generally ineffective e) Very poor communication
5. **The teacher's approach to teaching can best be described as**
a) Excellent b) Very Good c) Good d) Fair e) Poor
6. **Fairness of the internal valuation process by the Teachers**
a) Always Fair b) Usually fair c) Sometimes Unfair d) Usually Fair
e) Unfair
7. **Was your performance in assignments discussed with you?**
a) Every Time b) Usually c) Occasionally/Sometimes d) Rarely
e) Never
8. **The institute takes active interest in promoting internship, student exchange, and field visit opportunities for students.**
a) Regularly b) Often c) Sometimes d) Rarely e) Never
9. **The teaching and mentoring process in your institution facilitates you in cognitive, social and emotional growth.**
a) Significantly b) Very well c) Moderately d) Marginally e) Not at all
10. **The institution provides multiple opportunities to learn and grow**
a) Strongly Agree b) Agree c) Neutral d) Disagree e) Strongly Disagree
11. **Teachers inform you about your expected competencies, course outcomes and programme outcomes**
a) Every time b) Usually c) Occasionally/Sometimes d) Rarely e) Never
12. **Your mentor does a necessary follow-up with an assigned task to you.**
a) Every time b) Usually c) Occasionally/Sometimes d) Rarely
e) I don't have a mentor
13. **The teachers illustrate the concepts through examples and applications**
a) Every time b) Usually c) Occasionally/Sometimes d) Rarely e) Never

14. **The teachers identify your strengths and encourage you with providing right level of challenges**
 a) Fully b) Reasonably c) Partially d) Slightly e) Unable to
15. **Teachers are able to identify your weaknesses and help you to overcome them**
 a) Every time b) Usually c) Occasionally/Sometimes d) Rarely e) Never
16. **The institution makes effort to engage students in the monitoring, review and continuous quality improvement of the teaching learning process**
 a) Strongly Agree b) Agree c) Neutral d) Disagree
 e) Strongly Disagree
17. **The institute/ teachers use student centric methods, such as experiential learning, participative learning and problem solving methodologies for enhancing learning experiences.**
 a) To a great extent b) Moderate c) somewhat d) Very little e) Not at all
18. **Teachers encourage you to participate in extracurricular activities.**
 a) Strongly Agree b) Agree c) Neutral d) Disagree
 e) Strongly Disagree
19. **Efforts are made by the institute/ teachers to inculcate soft skills, life skills and employability skills to make you ready for the world of work.**
 a) To a great extent b) Moderate c) somewhat d) Very little e) Not at all
20. **What percentage of teachers use ICT tools such as LCD projector, Multimedia, etc. while teaching.**
 a) Above 90% b) 70 – 89% c) 50 – 69% d) 30 – 49%
 e) Below 29%
21. **The overall quality of teaching-learning process in your institute is very good.**
 a) Strongly Agree b) Agree c) Neutral d) Disagree
 e) Strongly Disagree
22. **Facilities(Library, Sports and other Infrastructure)**
23. **Do a SWOC Analysis of the college based on your experience in the campus for the last three years keeping in mind the changes you wish to bring for the development of the institution.**
 - 25.1 Strength
 - 25.2 Weakness
 - 25.3 Opportunity
 - 25.4 Challenges
24. **Three observations / suggestions to improve the overall teaching – learning experience in your institution.**
25. **Suggestions for overall improvement of the institution.**

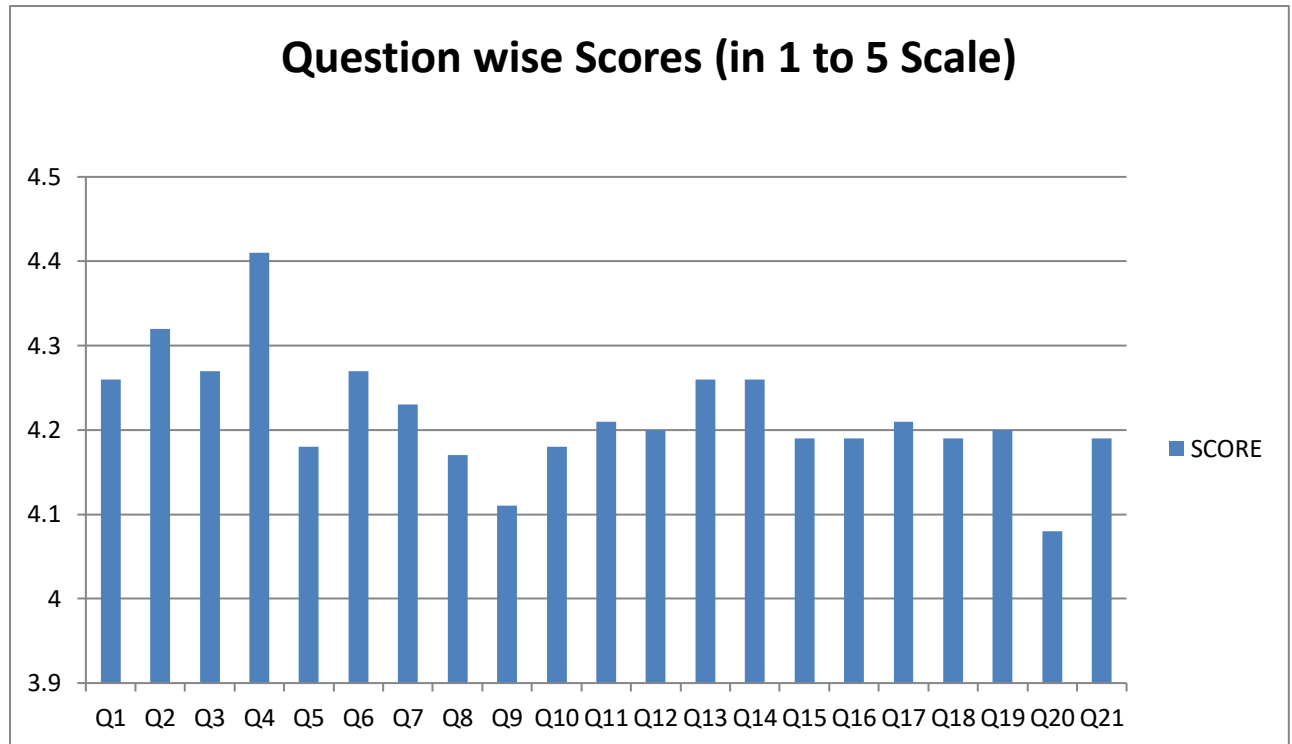
Student Satisfaction Survey (SSS) on overall institutional performance Answers

Number of responses received for the (SSS) survey = **3302**

S.NO.	QUESTIONNAIRE	SCORE
OVERALL AVERAGE SCORE		4.21
1.	The syllabus prescribed for the course suits the objective of the study.	4.26
2.	How much of the syllabus was covered in the class?	4.32
3.	How well did the teachers prepare for the classes?	4.27
4.	How well were the teachers able to communicate?	4.41
5.	The teacher's approach to teaching can best be described as	4.18
6.	Fairness of the internal valuation process by the Teachers	4.27
7.	Was your performance in assignments discussed with you?	4.23
8.	The institute takes active interest in promoting internship, student exchange, and field visit opportunities for students.	4.17
9.	The teaching and mentoring process in your institution facilitates you in cognitive, social and emotional growth.	4.11
10.	The institution provides multiple opportunities to learn and grow	4.18
11.	Teachers inform you about your expected competencies, course outcomes and programme outcomes	4.21
12.	Your mentor does a necessary follow-up with an assigned task to you	4.2
13.	The teachers illustrate the concepts through examples and applications	4.26
14.	The teachers identify your strengths and encourage you with providing right level of challenges	4.26
15.	Teachers are able to identify your weaknesses and help you to overcome them	4.19
16.	The institution makes effort to engage students in the monitoring, review and continuous quality improvement of the teaching learning process	4.19
17.	The institute/ teachers use student centric methods, such as experiential learning, participative learning and problem solving methodologies for enhancing learning experiences.	4.21
18.	Teachers encourage you to participate in extracurricular activities	4.19

19.	Efforts are made by the institute/ teachers to inculcate soft skills, life skills and employability skills to make you ready for the world of work.	4.2
20.	What percentage of teachers use ICT tools such as LCD projector, Multimedia, etc. while teaching.	4.08
21.	The overall quality of teaching-learning process in your institute is very good.	4.19

QUESTIONWISE SCORE



Questions wise Student Response

1	The syllabus prescribed for the course suits the objective of the Study.	Strongly Agree	Agree	Neutral	Dis Agree	Strongly Disagree
		1720	1087	376	89	31
2	How much of the syllabus was covered in the class?	85% to 100%	70% to 84%	55 % to 69 %	30% to 54%	Below 30%
		2021	818	277	119	68
3	How well did the teachers prepare for the classes?	Thoroughly	Satisfactorily	Dis-Satisfactorily	Indifferentl y	Won't teach at all
		1664	1307	174	96	62
4	How well were the teachers able to communicate?	Always effective	Sometimes effective	Just satisfactorily	Generally ineffective	Very poor communication
		2220	654	283	94	52
5	The teacher's approach to teaching can best be described as	Excellent	Very good	Good	Fair	Poor
		1725	848	589	97	44
6	Fairness of the internal evaluation process by the teachers	Always fair	Usually fair	Sometimes unfair	Usually unfair	Unfair
		1949	829	324	111	90
7	Was your performance in assignments discussed with you?	Every time	Usually	Occasionally/Some times	Rarely	Never
		1888	842	339	140	94
8	The institute takes active	Regularly	Often	Sometimes	Rarely	Never

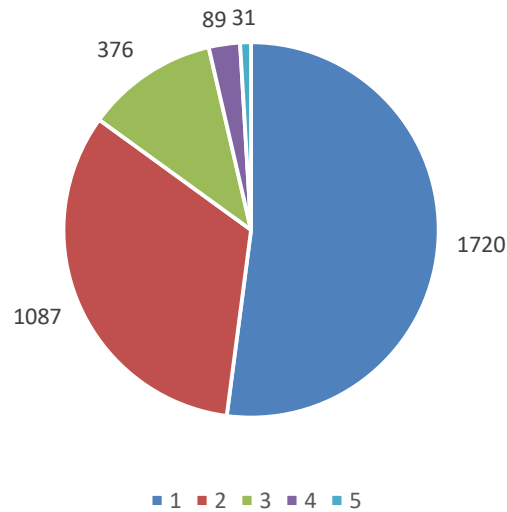
	interest in promoting internship, student exchange,field visit opportunities for students.	2001	527	467	156	152
9	The teaching and mentoringprocess in your institution facilitates you in cognitive, Social and emotional growth.	Significantly	Very well	Moderately	Marginally	Not at all
		1575	1080	403	141	104
10	The institution provides multiple opportunities to learnand grow	Strongly agree	Agree	Neutral	Disagree	Strongly disagree
		1632	1102	380	128	61
11	Teachers inform you about your expected competencies, course outcomes and programme outcomes.	Every time	Usually	Occasionally /Sometimes	Rarely	Never
		1837	877	335	165	89
12	Your mentor does a necessaryfollow-up with an assigned task to you.	Every time	Usually	Occasionally /Sometimes	Rarely	I don't have a mentor
		1822	870	341	199	71
13	The teachers illustrate the concepts through examplesand applications	Every time	Usually	Occasionally /Sometimes	Rarely	Never
		1911	846	333	136	77
14	The teachers identify your strengths and encourage you with providing right level of	Fully	Reasona bly	Partially	Slightly	Unable to
		1910	852	323	145	73

	challenges.					
15	Teachers are able to identify your weaknesses and help you to overcome them	Every time	Usually	Occasionally/ Sometimes	Rarely	Never
		1903	763	347	163	127
16	The institution makes effort to engage students in the monitoring, review and continuous quality improvement of the teaching learning process	Strongly Agree	Agree	Neutral	Disagree	Strongly Disagree
		1680	1046	387	123	67
17	The institute/ teachers use student centric methods, such as experiential learning, participative learning and problem solving methodologies for enhancing learning experiences.	To a Great extent	Moderate	Some What	Very Little	Not at All
		1885	805	337	190	86
18	Teachers encourage you to participate in extracurricular activities.	Strongly Agree	Agree	Neutral	Disagree	Strongly Disagree
		1732	988	377	113	93
19	Efforts are made by the institute/ teachers to inculcate soft skills, life skills and employability skills to make you ready for the world of work.	To a Great extent	Moderate	Some What	Very Little	Not at All
		1878	805	330	205	85

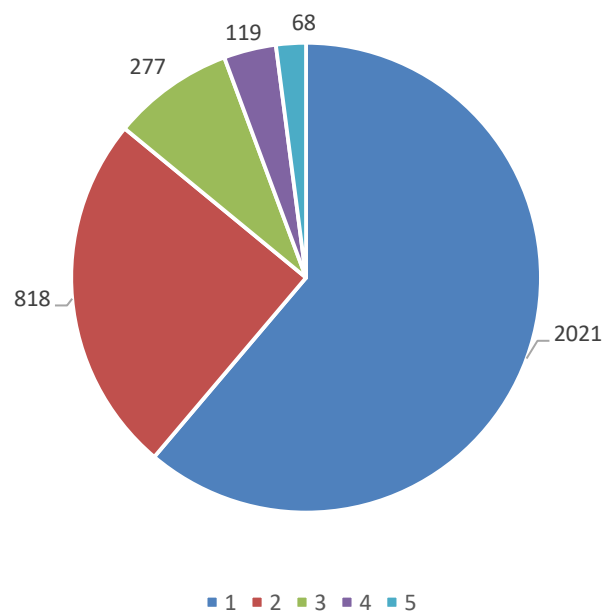
20	What percentage of teachers use ICT tools such as LCD projector, Multimedia, etc. While teaching.	Above 90%	70%-89 %	50 %-69 %	30 % – 49%	Below 29%
		1592	1007	423	155	126
21	The overall quality of teaching-learning process in Your institute is very good.	Strongly Agree	Agree	Neutral	Disagree	Strongly Disagree
		1658	1062	404	117	62

STUDENT SATISFACTION SURVEY - CHART

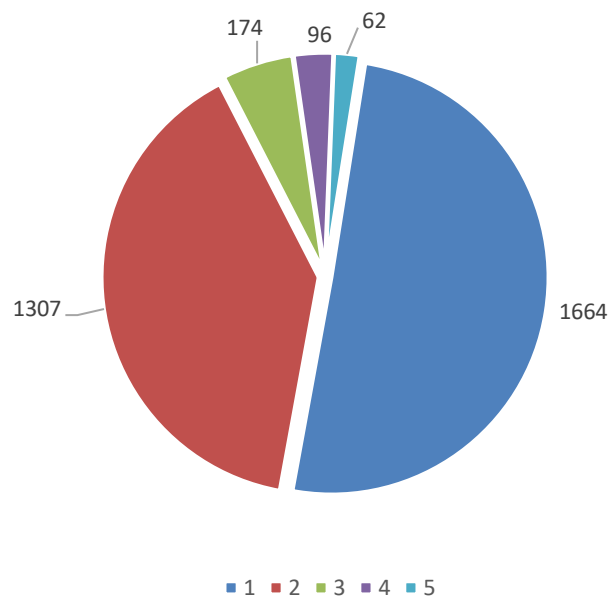
1.The syllabus prescribed for the course suits the objective of the Study.



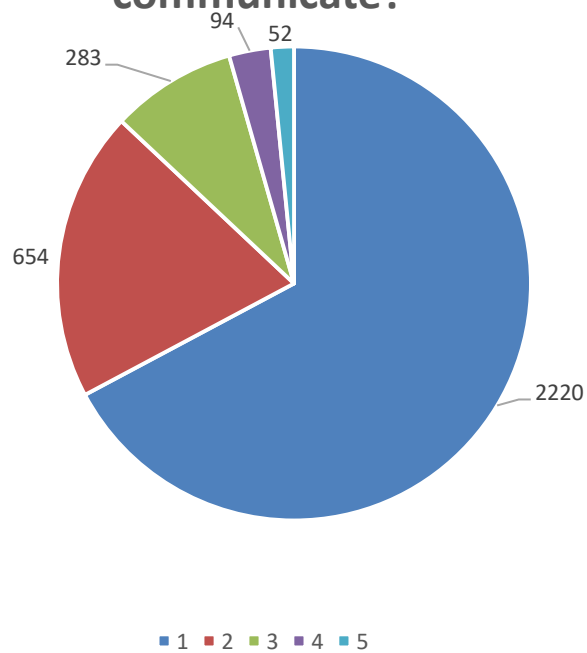
2.How much of the syllabus was covered in the class?



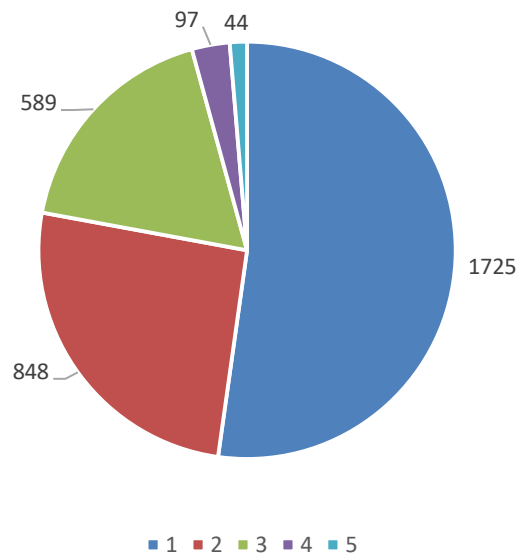
3. How well did the teachers prepare for the classes?



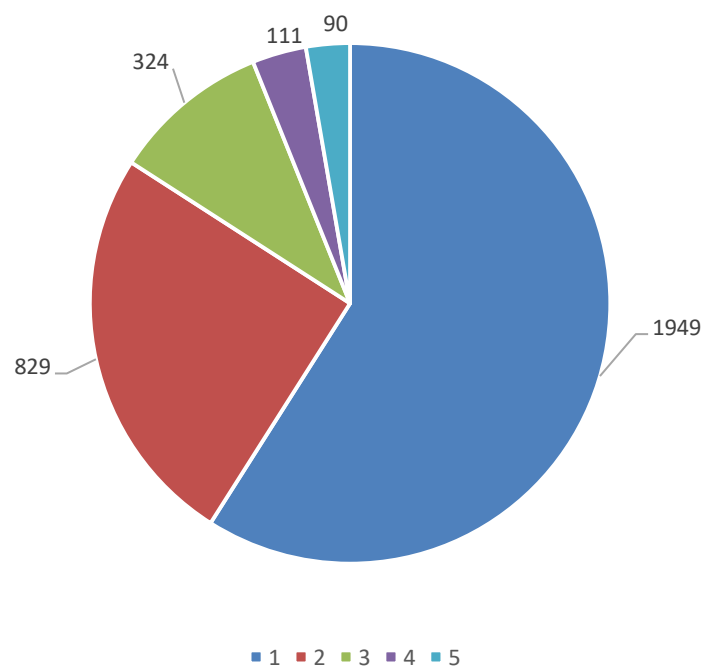
4. How well were the teachers able to communicate?



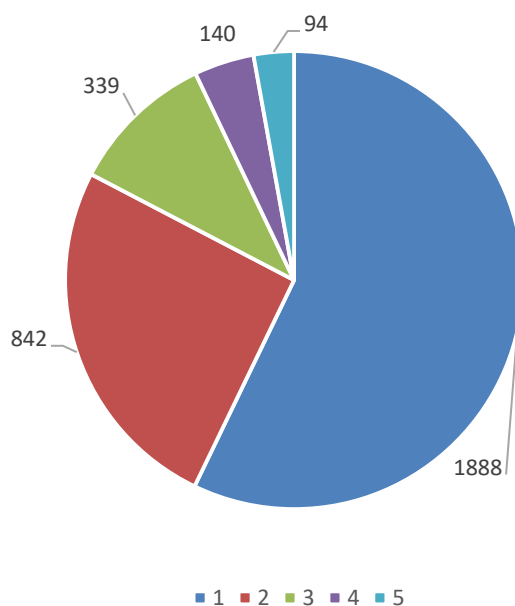
5. The teacher's approach to teaching can best be described as



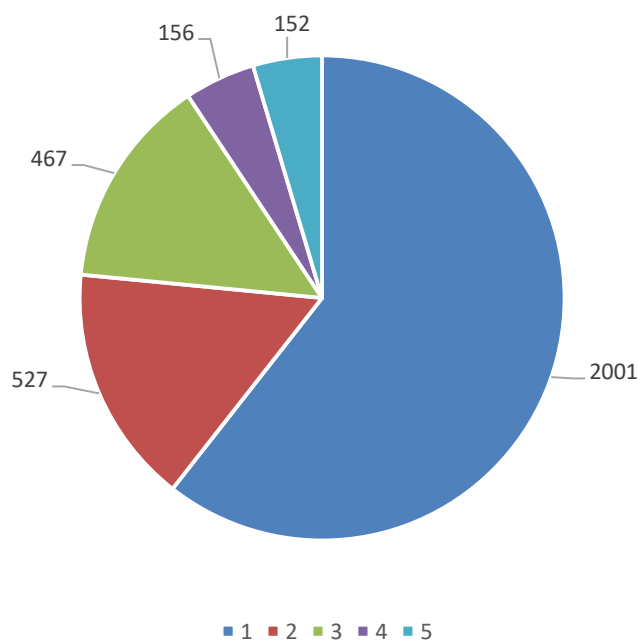
6. Fairness of the internal evaluation process by the teachers



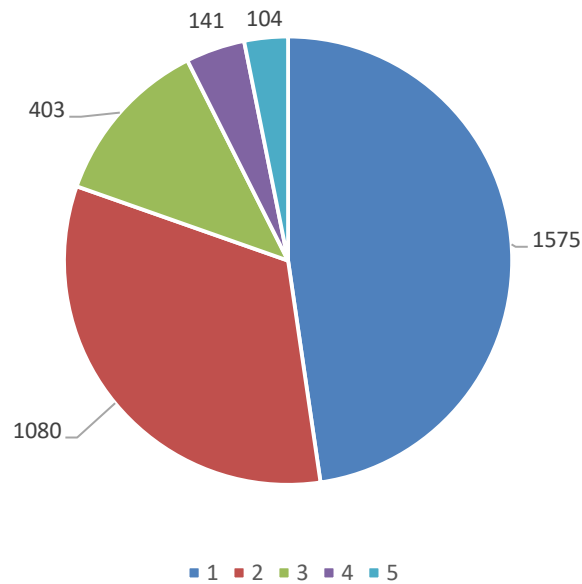
7. Was your performance in assignments discussed with you?



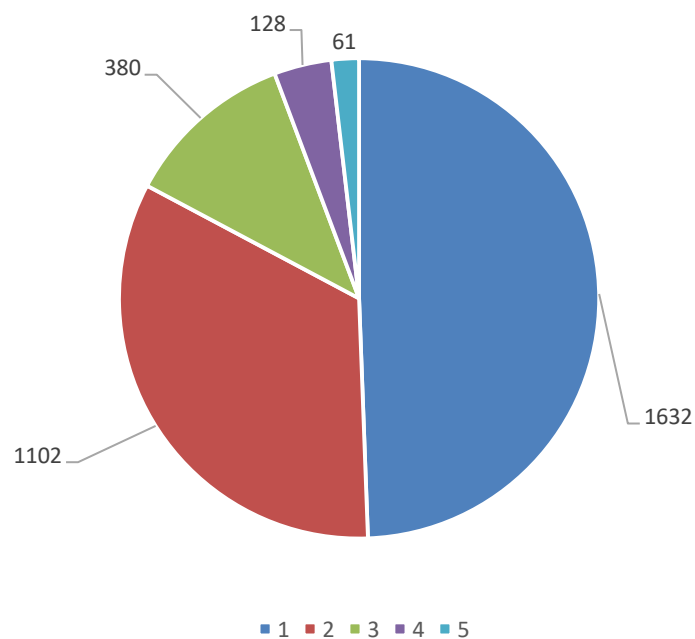
8. The institute takes active interest in promoting internship, student exchange, field visit opportunities for students.



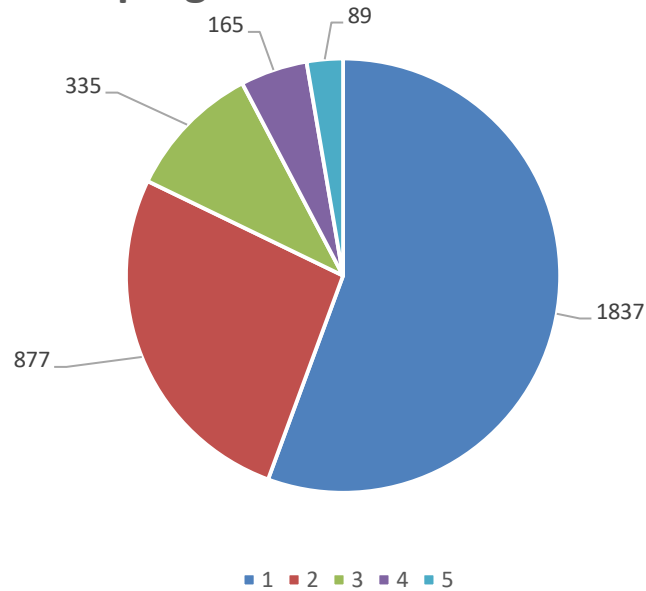
9. The teaching and mentoring process in your institution facilitates you in cognitive, Social and emotional growth.



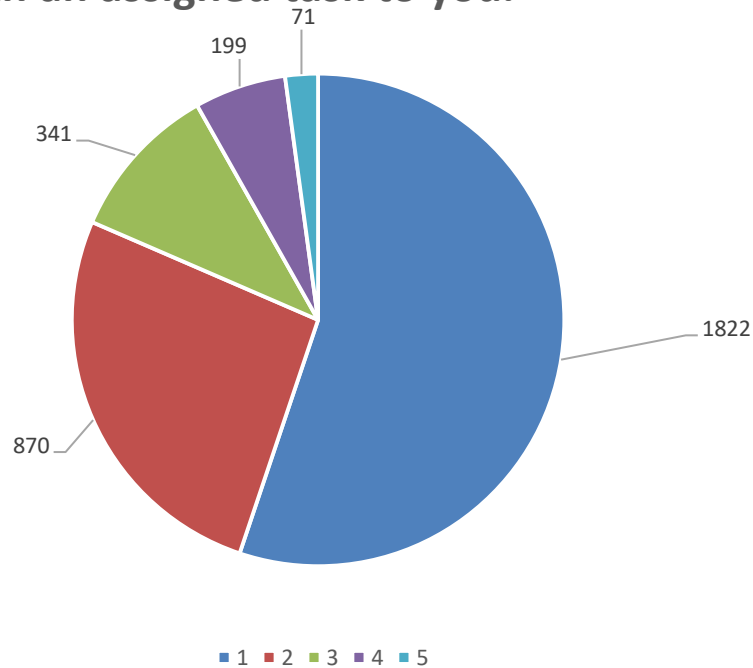
10. The institution provides multiple opportunities to learn and grow



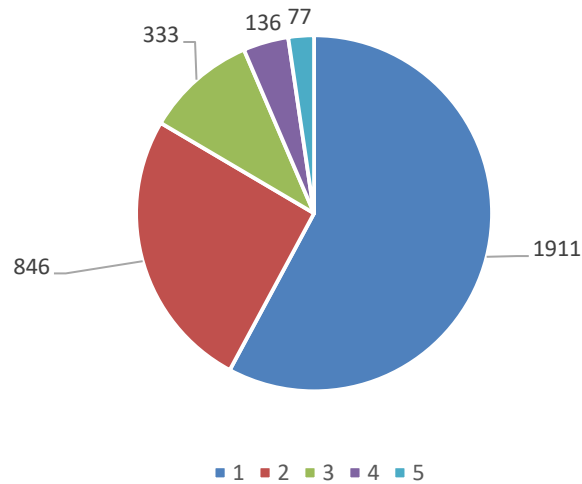
11. Teachers inform you about your expected competencies, course outcomes and programme outcomes.



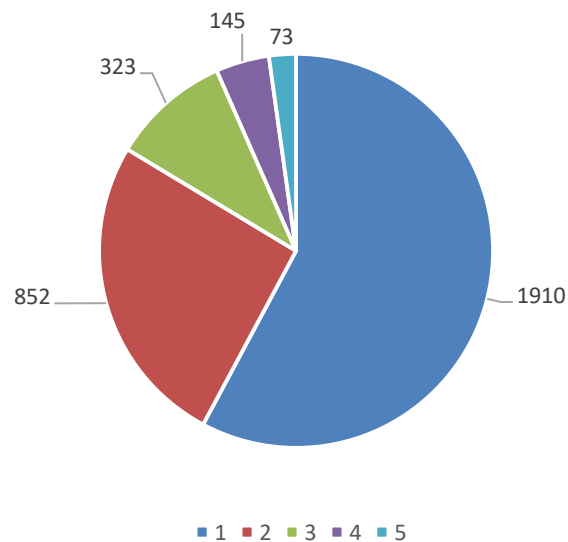
12. Your mentor does a necessary follow-up with an assigned task to you.



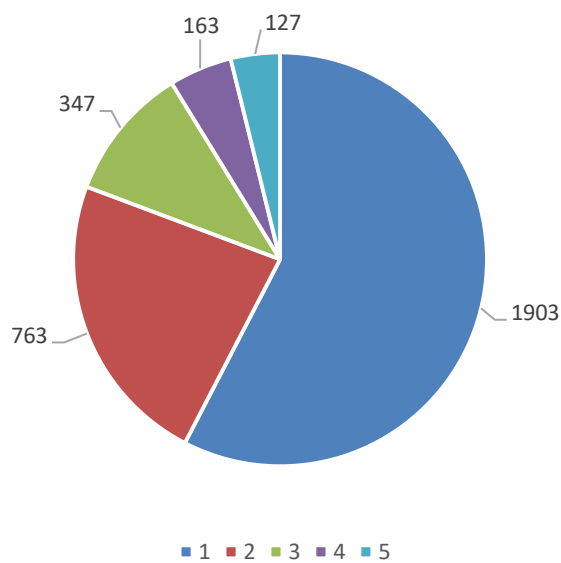
13. The teachers illustrate the concepts through examples and applications



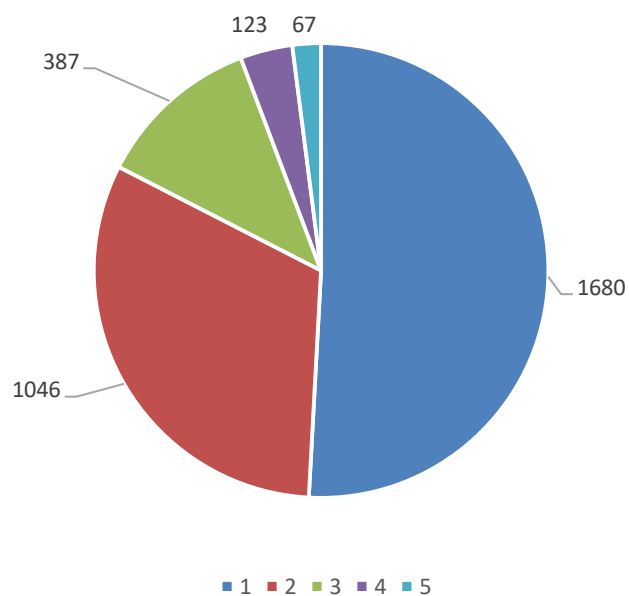
14. The teachers identify your strengths and encourage you with providing right level of challenges.



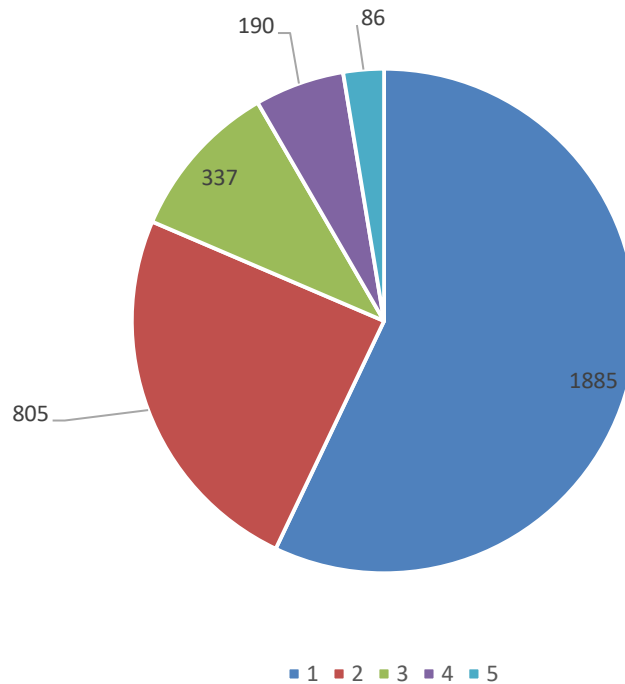
15. Teachers are able to identify your weaknesses and help you to overcome them



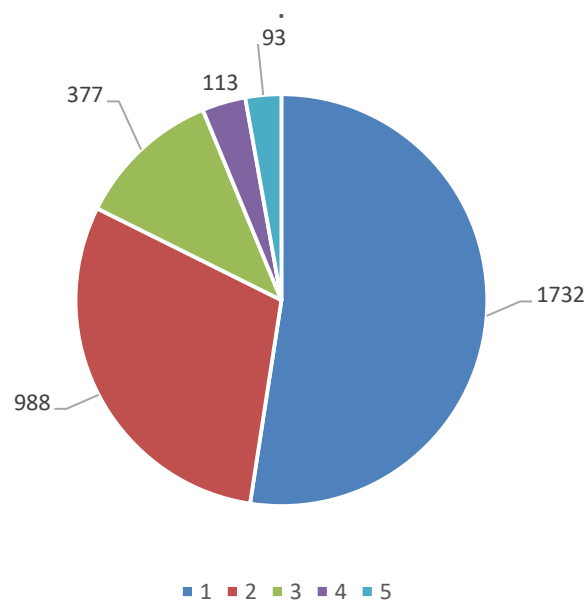
16. The institution makes effort to engage students in the monitoring, review and continuous quality improvement of the teaching learning process



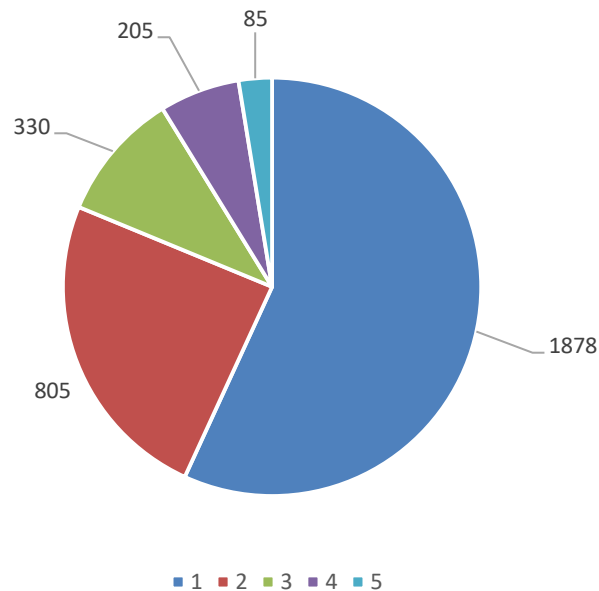
17. The institute/ teachers use student centric methods, such as experiential learning, participative learning and problem solving methodologies.



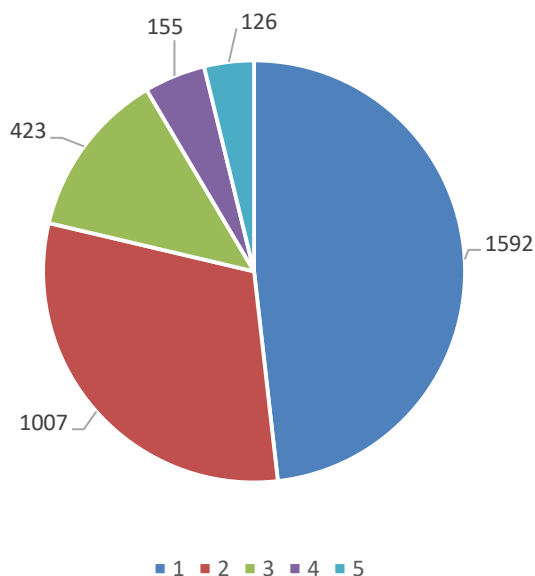
18. Teachers encourage you to participate in extracurricular activities.



19. Efforts are made by the institute/ teachers to inculcate soft skills, life skills and employability skills to make



20. What percentage of teachers use ICT tools such as LCD projector, Multimedia, etc. While teaching.



21. The overall quality of teaching-learning process in Your institute is very good.

